



Double-Certified Conventional & Organic Seed Potatoes

Based in Idaho, Grand Teton Organics came into being 10 years ago when owner John Hoggan purchased the land from Parkinson Seed Farm. John has over 50 years of potato growing experience ranging from production, seed selection, plant breeding, seed stock certification and research & development of new varieties. In his career, he has grown over 500 different potato varieties. For 2020, Country Farm & Home Supply will offer 30 of Grand Teton Organic's varieties.

When your state's motto is 'The Potato State', you can rest assured that Idaho's Department of Agriculture takes growing potatoes for seed or to eat very seriously. Stringent protocols to ensure seed stock is as free of disease as possible are of the utmost importance in Idaho and to Grand Teton Organics. Field inspections throughout the growing season, lab testing of seed stock and a winter crop of seed potatoes grown in Hawaii all ensure that *your* seed potatoes are the healthiest, most productive seed potatoes available. If any of the seed potato lots begin to show signs of disease, they are culled and not made available for sale to ensure that overall disease presence in potato production areas (yours or theirs!) stays minimal and manageable.

Grand Teton Organics is committed to providing the highest quality organic certified seed potatoes available on the market. Potatoes for seed start as tissue cultures from one of many Potato Germplasm Banks where parent stock is housed. Those tissues are then sent Idaho State University where they are grown out in labs to produce clean plants. These plants are grown in greenhouses to generate mini-tubers that then are sent to farms, like Grand Teton Organics, to be grown out in the field. It is from these mini-tubers that full-sized seed potatoes are produced. Seed potatoes from Grand Teton Organics are no more than two field generations old. Clean seed potatoes ensure a bountiful harvest; seed potatoes accumulate disease from year to year which can negatively impact yield. After two years of production, John rotates the old stock out and replenish it with new mini-tubers to ensure that viruses, bacterial and fungal pests are not accumulating in his soils or seed stock.

After the seasonal harvest, John's seed potatoes are sorted, graded and stored at 36 degrees. They are shipped to us in mid-February in a climate-controlled truck that will keep the tubers cool to maintain seed dormancy. This commitment to excellence in seed production from Idaho is what we here at Country Farm & Home Supply want to offer to you, our valued family and friends.

Growing Great Potatoes:

Soil Preparation, the season before planting: Potatoes prefer soil that has been amended in the Fall with your amendment(s) of choice and/or well-aged compost. Potatoes will remove the following soil nutrients per 1,000 sq. ft. or per acre: (Nitrogen: 2# per 1,000 sq. ft. _ 90-100# per acre) : (Phosphorus: 1# per 1,000 sq. ft. _ 40-50# per acre) : (Potassium: 3.5# per 1,000 sq. ft. _ 150-170# per acre). **Fall additions of Phosphorus and Potassium are recommended; add Nitrogen in the spring.** You may cover crop your beds or leave them fallow. Potatoes DO NOT like to be next to actively decomposing green matter or to be sitting in a puddle of water. Leave time between tillage and planting to allow green matter to break down. Build beds high enough to provide adequate drainage. This can be done the previous fall or allow 2-6 weeks to prepare your soil before you plant. **GROWER FEEDBACK:** Trace amounts of BORON can improve yields, but use caution! Boron can be toxic if over-applied. **ONE POUND PER ACRE** is all that's recommended for crops that need Boron.

Green Sprouting: In the southeast, we plant our potatoes in March. Wake up your potatoes in mid-February by green-sprouting them for several weeks. Place whole seed potatoes one or two layers deep in a box; then leave them in a warm_60-85 degrees_ dark place to encourage their eyes to pop. Be careful when handling to avoid breaking off sprouted eyes.

Seed Preparation: Seed potatoes that are 1 ½ - 2 oz. do not need to be cut. Seed over 4 oz. can be cut into smaller pieces; think the size &/or weight of an egg as your goal. Try to have at least 2 eyes per seed piece; one will do if that's all you can find. Avoid cutting eyes if you can. Some folks like to let seed pieces dry for several hours up to a couple days before planting; some folks will cut their seed in the field and plant immediately. It's your call. Once your seed pieces are cut &/or cured after cutting, you're ready to plant.

Bed Preparation, pre-planting: Dig a trench in your bed about 4"-6" deep. Lay seed pieces eyes-up in the trench at 8"-12" for standard potato varieties and 12"-18" for fingerling varieties. You may wish to lay drip tape into the trench next to your seed potatoes to conserve water and to ensure that any water you put out gets to your crop and not your weeds. Cover seed (and drip tape, if used) with several inches of soil and tamp lightly.

Potato Crop Water Needs: Potatoes need different amounts of water at different times in order to produce to the best of their ability. Generally, potatoes need between 1-2 inches of water per week; this could be provided by rain events or you to make up the difference. Water needs for your crop throughout its life goes a little something like this, keeping in mind that this schedule shifts for early, mid and late-producing varieties...


- **Planting to 30 days:** Water needs not high or critical
- **30-60 days:** Water critical for vegetative growth and early tuber formation
- **60-90 days:** Water critical for tuber bulking
- **90-120 days:** Tops begin to yellow and die back. Some water needed but not excessively before harvest


Weeding & Hilling: If you see any potatoes at the soil line, be sure to cover them promptly. Potatoes that are exposed to sunlight will start to photosynthesize and produce a green pigment under the skin that IS TOXIC!! Hilling potatoes ensures that tubers are fully covered and protected from the sun's rays. Some varieties set their tubers high on the hill, so if a variety is noted as such, be sure to make early hilling a priority. Hilling also improves soil drainage around your crop; taters need water but **do not want to sit in a puddle**. Lastly, potatoes form two types of stems; one for above-ground growth, on which we see leaves; one for below-ground growth, on which we find tubers. By covering growing leaf shoots with soil, we are creating more below-ground stem. Once a portion of the stem is buried with soil, it will produce the tuber-forming stems that will then form potatoes. You can hill your potatoes 1-3 times per season/crop. Loosen surrounding soil in the bed and pull up around the leaves and stems. Try to hill before the stems grow too long and start to flop over. You should pull between 2"-6" new soil up around the plants each time you hill. At a certain point, your hills can't get any taller; stop hilling & let the plants do their thing until harvest.

A note about the 2019 growing season:


2019 proved challenging for growers everywhere in the USA. Unseasonable flooding, droughts and extreme weather events made planting, managing and harvesting crops incredibly challenging, in some cases, impossible. Effects will be felt far and wide and at different times depending on the crop/product in question. For us here at Country Farm & Home, we are at the forefront of crop shortages, delays and failures. We're first in line to hear the news, good or bad, and we need to let you know 2019 was hard on Idaho. Grand Teton Organic's had one of its wettest years on record. Planting was delayed. Harvest was delayed. State-wide, over 15,000 acres will remain unharvestable due to flooding. We are so fortunate to have a seasoned professional at the helm of our seed production. Even though GTO was not exempt from these pressures, John still has plenty of seed for us and our 2020 growing season. We have as many certified organic varieties as possible. For the remainder of varieties, we were able to procure conventional seed. For 2020, it's more important to us to have the variety selection we're accustomed to rather than have everything be organically certified. Just another reminder to put your eggs in many different baskets to ensure a steady supply of omelets....potato omelets.


Early Season Potatoes _ 55-70 days

CAR 104-6		Conventional	EARLY
	Days To Maturity :	60-70 Days	<p style="text-align: center;">NEW FOR 2020!! <i>Substitute for WHITE GIANT</i> CAR 104-6 is so new it doesn't yet have its proper name! Very early, very prolific large vines will produce a heavy set of smooth skinned tubers with lower fertility requirements than other varieties. This general use potato bakes well.</p> <p>Grower Feedback: One of the earliest varieties available! Let us know how you like them if you give CAR 104-6 a try & perhaps offer some name suggestions?</p>
	Skin Color:	Buff	
	Flesh Color:	White	
	Flesh Texture:	Moist, Firm	

Carolina		Organic	EARLY
	Days To Maturity :	65-75 Days	<p style="text-align: center;">NEW FOR 2020!! Carolina offers some of the largest, earliest tubers for the summer table. Vines are thrifty and extremely productive. Mark your calendar, harvest on time and store for months in the fridge or use sooner is storing at room temperature.</p> <p>Grower Feedback: New to the market for 2020 season. One of the earliest varieties available! Let us know how you like them if you give Carolina a try.</p>
	Skin Color:	Red	
	Flesh Color:	White	
	Flesh Texture:	Moist, Firm	

Early & Mid Season Potatoes _55-70 days


Dark Red Norland		Organic	EARLY
	Days To Maturity:	55-75 Days	<p>Dark Red Norland is one of the earliest reds you'll find. Expect small-large tubers on medium-sized plants. Good disease resistance to Scab, Hollow Heart, Early Blight, Black Scurf and crack-resistant. Eat within 2-3 months of harvest.</p> <p>Grower Feedback: Mark your calendar and DIG ON TIME. If left in the ground longer than 80 days, expect tubers to become over-sized & decline in quality.</p>
	Skin Color:	Red	
	Flesh Color:	White	
	Flesh Texture:	Moist, Firm	


Mountain Rose		Conventional	EARLY
	Days To Maturity:	70-80 Days	<p style="color: red; text-align: center;"><i>CROP FAILURE :(</i></p> <p>It's been years since we've been able to offer this variety! Mountain Rose is a grower favorite due to its earliness, eye appeal, versatility and flavor in the kitchen.</p> <p>Grower Feedback: Dig early for best quality tubers. If left in the ground longer than 80 days, expect this variety to start rotting in the ground. Mark your calendar and check several weeks before your mark to assess crop readiness.</p>
	Skin Color:	Red	
	Flesh Color:	Vibrant Pink	
	Flesh Texture:	Firm, Moist	

Purple Beauty		Conventional	EARLY
	Days To Maturity:	75-80 Days	<p style="text-align: center;"><i>NEW FOR 2020!!</i></p> <p>New potatoes are a eye catching at market. These beauties will be one of the first to hit the table. Large plants will set up to 10 tubers each and can get up to a pound in size if left in the ground longer. By using plant spacing and harvest time, you can control tuber size based on your priorities.</p>
	Skin Color:	Purple with Pink Streaks	
	Flesh Color:	White	
	Flesh Texture:	Waxy, Moist	


Mid Season Potatoes _ 70-90 days

Purple Viking		Conventional	EARLY
	Days To Maturity:	65-80 Days	<p style="color: red; font-weight: bold; margin: 0;">CROP FAILURE :(</p> <p>New potatoes are a show-stopper on the market table when washed. Purple Viking's flavor sweetens in storage.</p> <p>Grower Feedback: Dig early for best quality tubers. Skins are fragile and easily slip off if you're not careful. Early harvesting yields smaller tubers; if left in longer, Purple Vikings can grow quite large; like up to a pound per tater!</p>
	Skin Color:	Purple with Pink Streaks	
	Flesh Color:	White	
	Flesh Texture:	Waxy, Moist	

Huckleberry Gold		Organic	MID
	Days To Maturity:	70-90 Days	<p>This has won a seat at the tater council of unbeatable varieties. Harvest early for baby potatoes or later for larger spuds. Large, sturdy plants can tolerate some stress and produce 5-7 uniform tubers per hill. Tubers have a naturally low glycemic index & are high in antioxidants.</p> <p>Grower Feedback: Huckleberry Gold's buttery flavor is outstanding! Harvest early for best tuber quality. Yields are not a high as some varieties but is well worth the space once you have a taste! Caution; it may just blow your mind.</p>
	Skin Color:	Purple	
	Flesh Color:	Gold	
	Flesh Texture:	Buttery, Creamy, Firm	

Desiree		Conventional	MID
	Days To Maturity:	70-90 Days	<p style="color: red; font-weight: bold; margin: 0;">CROP FAILURE :(</p> <p>Desiree took a hiatus for several years but is back on the menu! Developed in 1962, this European variety is prized for earliness, versatility in the kitchen and flavor. In the southeast, Desiree's tolerance of heat and moderate drought, in addition to its earliness, makes this variety an asset to any grower. Stores well for ongoing use/sales.</p>
	Skin Color:	Red	
	Flesh Color:	Gold	
	Flesh Texture:	Waxy, Moist, Firm	


Mid Season Potatoes _ 70-90 days


Red Pontiac		Organic	MID
	Days To Maturity:	80-85 Days	<p>Red Pontiac is a tried and true producer in a wide variety of growing conditions. Plants are sturdy, tall and up-right, making hilling a bit easier.</p> <p>Grower Feedback: Great yields! Tubers come off large and uniform. Many growers put Red Pontiac on their list of favored, reliable 'go-to' varieties.</p>
	Skin Color:	Red	
	Flesh Color:	White	
	Flesh Texture:	Waxy, Moist	


Spartan Splash		Conventional	MID
	Days To Maturity:	80-85 Days	<p>Spartan Splash is stunning when washed up for the market or dinner table. This variety will produce approximately a dozen uniform tubers on small, compact plants. Tubers are very flavorful & will keep well in storage.</p>
	Skin Color:	Gold with Purple Splashes	
	Flesh Color:	Gold	
	Flesh Texture:	Firm, Moist	

Carola		Conventional	MID
	Days To Maturity:	80-90 Days	<p style="color: red; font-weight: bold; font-size: 1.2em;">CROP FAILURE :(</p> <p>This German variety is just right. Vigorous upright plants set 10 or more tubers per hill. Freshly dug, they can't be beat. Even after months in storage, they'll delight you with that 'new potato' flavor and texture. Similar to German Butterball, but about a month earlier.</p>
	Skin Color:	Gold	
	Flesh Color:	Yellow	
	Flesh Texture:	Firm, Waxy	


Mid Season Potatoes _ 70-90 days

Chieftain		Organic	MID
	Days To Maturity:	85-90 Days	<p>The eye-catching magenta skin will be the first thing you notice about this variety. Chieftain delivers a hearty set of uniform, round tubers on large plants. Chieftain is resistant to Scab, Tuber Net Necrosis and Late Blight. Once tubers are out of the ground, eating quality is versatile and tasty with good storage properties.</p> <p>Grower Feedback: Chieftain does NOT like excessively wet, cold soils. Good bed prep with attention to drainage is very important with this variety.</p>
	Skin Color:	Pinkish Red	
	Flesh Color:	White	
	Flesh Texture:	Moist, Firm	


Red Johnny		Conventional	MID
	Days To Maturity:	85-90 Days	<p style="color: red; font-weight: bold; font-size: 1.2em;"><i>CROP FAILURE :(</i></p> <p>Red Johnny is the first red skin/white flesh variety on the market with significant Potato Virus Y resistance (PVY). PVY is a sneaky little devil that causes plant stunting, leaf mottling, leaf yellowing & curling, necrosis and tuber ringspot. All of these things reduce yield and marketability. Red Johnny can produce a good yield in spite of this pressure. Great dug early as new baby potatoes and stores well.</p>
	Skin Color:	Dark Red	
	Flesh Color:	Cream White	
	Flesh Texture:	Moist, Firm	

Russet Norkotah 278		Conventional	MID
	Days To Maturity:	85-90 Days	<p>278 is one of Grand Teton Organic's selections out of Russet Norkotah stock. This variety will produce heavy yields of large tubers in a short amount of time. Large plants are more heat tolerant than other russets on the market. 278 stores moderately well; plan to use within 3 months of harvest.</p>
	Skin Color:	Tan, Netted	
	Flesh Color:	White	
	Flesh Texture:	Dry, Floury	


Mid Season Potatoes _ 70-90 days


Russet Norkotah PHP		Conventional	MID
	Days To Maturity:	85-90 Days	<p>A Grand Teton Organics' selection out its of Russet Norkotah stock, this selection out of Russet Norkotah is the heaviest yielder of large tubers in a short amount of time. Good resistance to Scab. The PHP is part of the variety name to distinguish it from other Russet Norkotah selections; it does not indicate specific disease resistance.</p> <p>Grower Feedback: Overall, a good performer with uniform, large tubers upon harvest. Delicious!</p>
	Skin Color:	Tan, Netted	
	Flesh Color:	White	
	Flesh Texture:	Dry, Floury	

Yukon Gold		Organic	MID
	Days To Maturity:	85-90 Days	<p>This tried and true variety consistently performs well in the southeast. Yukon Gold will set approximately 5-7 tubers on medium-sized tall plants.</p> <p>Grower Feedback: This really is a 'go-to' variety for its dependability. It is important to get them out on time. Tubers will begin to deteriorate and rot if left too long. Mark your calendar at planting and start checking your crop at 80 days so you can get them out of the ground before it gets too hot!</p>
	Skin Color:	Gold	
	Flesh Color:	Gold	
	Flesh Texture:	Waxy, Firm	

White Giant		Conventional	MID
	Days To Maturity:	80-90 Days	<p style="color: red; font-weight: bold; font-size: 1.2em;">CROP FAILURE :(</p> <p>White Giant can set 7-9 large tubers per plant. Tubers can reach up to 20 ounces each if all cultural conditions are met. Great White excels as an all-purpose potato for frying and mashing and is best used right out of the field. Great White keeps well but the flavor will change in cold storage as starch converts to sugars. Shoot to use these up in 2-3 months and store a slightly warmer temperatures i.e. in a cool dark room, not the refrigerator.</p>
	Skin Color:	Buff Beige	
	Flesh Color:	White	
	Flesh Texture:	Firm, Moist	


Mid & Late Season Potatoes

Blackberry		Conventional	MID
	Days To Maturity:	90 Days	<p><u>NEW LAST YEAR</u> Light up your market table with this eye-catcher. Smooth skin with shallow eyes cover outstandingly colored flesh. With proper fertility and water, Blackberry can yield up to 10 tubers per hill. Yield potential is slightly higher than Purple Majesty and is earlier to harvest than All Blue.</p>
	Skin Color:	Deep Blue Purple	
	Flesh Color:	Violet	
	Flesh Texture:	Firm, Moist	


Jester		Organic	MID
	Days To Maturity:	90 Days	<p>Jester is a testament to the art of potato breeding. Reddish purple skin with golden smiley faces hide variegated purple and gold flesh. Efficient, medium-sized plants will set up to 15 tubers high on the hill. Hill this variety early. Jester has a short dormancy period and needs to be eaten soon after harvest. Do not plan on storing these for more than a month or two. Jester's flavor is buttery and slightly nutty. Its color mutes when par-cooked but brightens when pan-fried, just like magic! HAH!!</p>
	Skin Color:	Red-Purple with Gold Spots	
	Flesh Color:	Gold & Purple	
	Flesh Texture:	Waxy, Buttery	

Purple Majesty		Conventional	MID
	Days To Maturity:	90 Days	<p>Purple Majesty can set 8 tubers per plant and are great for early new potatoes or full-sized tubers later in the season. Additionally, purple potatoes contain Anthocyanidins which help to reduce cholesterol, improve immune function and reduce the risk of cancer and heart disease.</p> <p><u>Grower Feedback:</u> Use care when harvesting; skins are tender and will easily slip off if handled roughly. Kid gloves and egg hands, please.</p>
	Skin Color:	Purple/Blue	
	Flesh Color:	Purple	
	Flesh Texture:	Firm, Mid-Dry	


Late Season Potatoes _ 90-110 days

Anushka		Organic	LATE
	Days To Maturity:	90-100 Days	<p>Grand Teton Organics keeps coming back to this variety for its all-around exceptional characteristics in the field and flavor at the table. Anushka bears up to 9 tubers under large, efficient plants that can reach up to 20 ounces even under moderate viral pressures. After harvest, Anushka keeps well and retains very good eye appeal and flavor in storage.</p>
	Skin Color:	Buff Gold	
	Flesh Color:	Gold	
	Flesh Texture:	Moist, Firm	


Bintje		Conventional	LATE
	Days To Maturity:	90-100 Days	<p>Dutch breeders released Bintje in the early 1900's. This tried and true variety is prized for its flavor and cooking qualities. Plants are compact-medium in size and produce big yields, so consider giving them up to 18" between plants if you want large storage tubers. Binjte's growth habit makes it suitable for growing in bags or containers. Grower Feedback: Growers who try Bintje report good yields & and love the way Bintje cleans up for market displays.</p>
	Skin Color:	Gold	
	Flesh Color:	Gold	
	Flesh Texture:	Waxy, Mid-Dry	

Harlequin Gold		Conventional	LATE
	Days To Maturity:	90-100 Days	<p style="color: red; font-weight: bold; font-size: 1.2em;">CROP FAILURE :(</p> <p>Harlequin Gold stands out in the crowd with its mottled red/gold skin and golden flesh. It can set up to 12 tubers per plant on medium-large plants. Harlequin Gold has lower water requirements compared to other varieties, so pay special attention to bed preparation to ensure that any beds planted in Harlequin Gold have adequate drainage.</p>
	Skin Color:	Red with Gold Spots	
	Flesh Color:	Gold	
	Flesh Texture:	Creamy, Moist	


Late Season Potatoes _ 90-110 days


Kennebec		Organic	LATE
	Days To Maturity:	90-100 Days	<p>Dating back to 1948, Kennebec has stood the test of time. This variety is notable for its ability to withstand adverse growing conditions, resist late blight, scab and still produce a hearty yield of large, superior storage tubers. Vines are large & vigorous, producing tubers with thin, smooth skin and shallow eyes.</p> <p>Grower Feedback: Growers in the Piedmont who have tried Kennebec have had very good success with yields over 1:10 if all its needs for fertility and water are met.</p>
	Skin Color:	Buff to White	
	Flesh Color:	White	
	Flesh Texture:	Moist, Firm	


Terra Rosa		Conventional	LATE
	Days To Maturity:	90-100 Days	<p>Terra Rosa will produce a hearty yield of appealing oblong tubers that can reach up to 10 oz. Smooth skin, shallow eyes and exceptional eye-catching color make this variety a show-stopper on the market table!!</p> <p>Grower Feedback: Terra Rosa performed well for growers in NC with several accounts of 1:16 yields.</p>
	Skin Color:	Magenta	
	Flesh Color:	Dark Pink	
	Flesh Texture:	Mid-Dry, Firm	

Yukon Nugget		Conventional	LATE
	Days To Maturity:	90-100 Days	<p>Yukon Nugget is similar to Yukon Gold in appearance, flavor and texture but with several notable production differences. Compared to Yukon Gold, 'Nugget' is later to yield but will produce 4-5 more tubers per plant.</p> <p>Grower Feedback: Some local NC Market growers prefer this variety over Yukon Gold for its increased yield of uniformly sized tubers of which most were marketable.</p>
	Skin Color:	Gold with Pink Eyes	
	Flesh Color:	Gold	
	Flesh Texture:	Firm, Waxy	

Late Season & Fingerlings


All Blue		Organic	LATE
	Days To Maturity:	100-110 Days	<p>All Blue has delighted eaters everywhere for over 100 years. This variety takes the full season to make large tubers; you can take them earlier as new potatoes if you just can't wait.</p> <p>Grower Feedback: Due to All Blue being a late-maturing variety, performance will be highly season & site-specific with some locations/years being either terrible or fantastic for this variety.</p>
	Skin Color:	Blue/Purple	
	Flesh Color:	Blue	
	Flesh Texture:	Soft, Moist	

German Butterball		Organic	LATE
	Days To Maturity:	100-110 Days	<p>Tater enthusiasts everywhere agree that you can't find a better all-around potato than German Butterball. German Butterball requires a long season produce a good set of up to 12 tubers per plant on large, upright plants. A good keeper, Butterball will last for months in storage.</p> <p>Grower Feedback: Overwhelmingly, growers LOVE this variety. Many reported yields of over 1:10, some reached 1:14! Quote: "German Butterball is the BEST TASTING fried tater EVER!"</p>
	Skin Color:	Gold, Netted	
	Flesh Color:	Yellow	
	Flesh Texture:	Medium-Dry	


Red Thumb Fingerling		Conventional	EARLY-MID
	Days To Maturity:	85-90 Days	<p>One of the earliest fingerlings you'll find is Red Thumb. For best performance, give Red Thumb extra fertility, regular water and start checking plants early for new potatoes. Tubers can get up to 4" long. Red Thumb will produce a large yield of smooth-skinned tubers with exceptional eating qualities on medium-sized plants.</p>
	Skin Color:	Red	
	Flesh Color:	Pink & Gold	
	Flesh Texture:	Waxy, Firm	


Fingerlings

Amarosa Fingerling		Conventional	LATE
	Days To Maturity:	110+ Days	<p>Amarosa made its' appearance in 2010 as one of the only red-skinned, red-fleshed fingerlings on the market. Amarosa will set up to 30 tubers per hill if proper fertility and water requirements are met. Upon cooking, Amarosa will hold its color for the prettiest roasted or mashed taters you can find!</p> <p>Grower Feedback: Most NC Growers that have tried Amarosa LOVED it and will grow it again. Others feel Amarosa and Terra Rosa are too similar to grow both.</p>
	Skin Color:	Red	
	Flesh Color:	Reddish Pink	
	Flesh Texture:	Waxy, Smooth	

Banana		Conventional	LATE
	Days To Maturity:	110+ Days	<p>Banana fingerlings are another stellar producer of up to 40 tubers per hill if given proper space, fertility, water and time. Banana fingerlings will be 2"-3" in length on medium-large sized plants. Start checking early because some may be ready to harvest at 80-90 days.</p> <p>SUBSTITUTION RECOMMENDATION: <i>No Austrian Crescent for 2020; use Banana as a substitution.</i></p>
	Skin Color:	Gold	
	Flesh Color:	Yellow	
	Flesh Texture:	Waxy, Mid-Dry	

French		Conventional	LATE
	Days To Maturity:	110+ Days	<p>French Fingerling is outstanding in just about every way. With the potential to set up to 40 tubers per hill and tuber size more in line with standard potato varieties, French Fingerling will meet and exceed your expectations if you can provide them with adequate fertility, water and enough time in the ground to work their magic. Set seed pieces at least 16" apart, hill several times early and then let the vines go wild.</p>
	Skin Color:	Dark Rose Red	
	Flesh Color:	Yellow with Pink Streaks	
	Flesh Texture:	Waxy, Firm	

Purple Peruvian		Conventional	LATE
	Days To Maturity:	110+ Days	Get ready to be dazzled by Purple Peruvian fingerlings! These vibrant, small gems will emerge bountifully from tall, upright plants in late summer. This heirloom Andean variety will brighten any market or homestead table. High in antioxidants, Purple Peruvians are outstanding roasted or fried and will keep well in storage for enjoyment in to the winter months.
	Skin Color:	Deep Purple/Blue	
	Flesh Color:	Dark Purple	
	Flesh Texture:	Mealy, Dry	

Rose Finn Apple			LATE
	Days To Maturity:	110+ Days	Rose Finn Apple has been on the table since the 1840's and for good reason. These tasty gems can be cooked any which-way and double as a soup and stew thickener if riced or pureed. The secrets to a good crop with this variety to provide steady, consistent water (irregular water will result in knobby, irregular tubers) and regular, timely hilling as these tubers sit very close to the surface of the soil.
	Skin Color:	Pinkish Beige	
	Flesh Color:	Yellow	
	Flesh Texture:	Waxy, Firm	

Ordering Seed Potatoes from



ORDERING:

We will accept orders, small and large, from **Monday, November 4th 2019** to **Wednesday, January 15th 2020**. We require a \$25.00 deposit per 50 pounds of potatoes ordered.

No deposit is required for orders of less than 50 pounds total.

The ORDER FORM is in a separate PDF file, located on the Seed Potato Page of our website; please use the Order Form for pricing and additional details.

You can place your order in any of these ways:

- Call us! **(919) 542-3353**
- Fax us! **(919) 542-6717**
- E-mail us! Either/Or
melinda@chathamfarmsupply.com
hillary@chathamfarmsupply.com
- Mail it to...

**Country Farm & Home Supply
203 S. Small Street
Pittsboro NC 27312**

Arrival of Seed Potatoes:

We will schedule the delivery of all seed potatoes for the third week of February 2020. We will communicate the exact delivery date via our NEWSLETTER and E-MAIL. We will let everyone know when they are here, sorted and ready for pick-up via E-MAIL. Stay tuned for up to the minute details as weather can be inclement in February.

Pick-Up & Delivery Options:

Once we announce that everything is here, come on down!! **Our store hours are: Monday-Friday, 8 – 5:30 pm and Saturdays 8 – 3 pm.** We will be running a delivery route for Orange and Durham Counties in conjunction with potato arrival. We will also be dropping orders at Lomax Incubator Farm in Concord, NC. For more details about our Orange, Durham, and Lomax deliveries, please visit our website www.chathamfarmsupply.com and keyword search “Delivery”.

Seasonal Planting Stock Available from...



Strawberry Plugs

Order: Late May


Arrival: Mid September



Seed Garlic

Order: August

Arrival: September/October



Seed Potatoes

Order: November & December

Arrival: Mid February



Sweet Potato Slips

Order: April

Arrival: June

To keep up with our latest offerings, order dates & deadlines, **sign up for our email newsletter!**

Sign up Here: www.chathamfarmsupply.com